


1. Name of Listed Entity: Monnet Ispat and Energy Limited
2. Scrip Code/Name of Scrip/Class of Security: MONNETISPA
3. Share Holding Pattern Filed under: Reg 31(1)(b)
4. Share Holding Pattern as on : 31-Mar-2016

5. **Declaration:** The Listed entity is required to submit the following declaration to the extent of submission of information:-

S. No.	Particulars	Yes/No
1	Whether the Listed Entity has issued any partly paid up shares?	No
2	Whether the Listed Entity has issued any Convertible Securities or Warrants?	No
3	Whether the Listed Entity has any shares against which depository receipts are issued?	No
4	Whether the Listed Entity has any shares in locked-in?	Yes
5	Whether any shares held by promoters are pledged or otherwise encumbered?	No
6	Whether the Listed Entity has issued any differential Voting Rights?	No

Table I - Summary Statement holding of specified securities

Category (i)	Category of shareholder (ii)	Nos. of shareholders (iii)	No. of fully paid up equity shares held (iv)	No. of Partly paid-up equity shares held (v)	No. of shares underlying Depository Receipts (vi)	Total shares held (vii) = (iv)+(v)+ (vi)	Shareholding as a % of total no. of shares (calculated as per SCRR, 1957) (viii)	Number of Voting Rights held in each class of securities (ix)			No. of Shares Underlying Outstanding convertible securities (including Warrants) (x)	Shareholding, as a % assuming full conversion of convertible securities (as a percentage of diluted share capital) (xi) = (vii)+(x)	Number of Locked in shares (xii)	Number of Shares pledged or otherwise encumbered (xiii)	Number of equity shares held in dematerialized form (xiv)
								Class eg: X	Class eg: y	Total					
				Total as a % of (A+B+C)		As a % of (A+B+C2)		As a % of total Shares held (b)		As a % of total Shares held (b)					
A	Promoter & Promoter Group	17	5073284	0	0	5073284	25.27	50730	2841	507328	25.27	18750000	36.96	5073284	




B	Public	25476	1500354	0	0	150035	74.73	1500	0	150	74.73	0	74.73	11619	77.44	14964271
			01			401		3540		035				2561		2
C	Non Promoter-Non Public	0	0	0	0	0	0	0	0	0	0	0	0	0	0	0
C1	Shares underlying DRs	0	0	0	0	0	0	0	0	0	0	0	0	0	0	0
C2	Shares held by Employee Trusts	0	0	0	0	0	0	0	0	0	0	0	0	0	0	0
	Total	25493	2007682	0	0	200768	100	2007	0	200	100	0	100	13494	67.21	20037555
			42			242		6824		768				2561		3
								2		242						



Table II - Statement showing shareholding pattern of the Promoter and Promoter Group

Category & Name of the Shareholders (i)	PAN (ii)	No. of shareholder (iii)	No. of fully paid up equity shares (iv)	Partly paid-up equity shares held (v)	Nos. of shares underlying Depository Receipts (vi)	Total shares held (VII) = IV+V+VI	Shareholding % calculate d as per SCRR, 1957 (VIII) As a % of (A+B+C2)	Number of Voting Rights held in each class of securities (IX)			No. of Underlying Outstanding convertible securities (including Warrants) (X)	Shareholding g. as a % assuming full conversion of convertible securities (XI) = (VII)+(X) as a % of A+B+C2	Number of Locked in shares (XII)	Number of Shares pledged or otherwise encumbered (XIII)	Number of equity shares held in dematerializ ed form (XIV)
								Class X	Class Y	Total					
1 Indian Individuals/Hindu undivided Family		9	630060 16		0	630061 6	3.14	630060 16	630 061 6	0	0	0	0	6300616	
MAHENDRA KUMAR JAJODIA			250000 0		0	250000	.12	250000 0	250 000	0	0	0	0	250000	
MAHENDRA KUMAR JAJODIA			947490 0		0	947490	.47	947490 0	947 490	0	0	0	0	947490	
NIKITA JAJODIA			46880		0	46880	.02	46880	468 80	0	0	0	0	46880	
NIKUNJ JAJODIA			268450 58		0	268455 8	1.34	268450 58	268 455 8	0	0	0	0	2684558	
SABINA RUNGTA			5000		0	5000	0	5000	500 0	0	0	0	0	5000	
SANDEEP JAJODIA			4448		0	4448	0	4448	444 8	0	0	0	0	4448	
SANDEEP JAJODIA			111020 89		0	111028 9	.55	111020 89	111 028 9	0	0	0	0	1110289	
SEEEMA			8801		0	8801	0	8801	880 0	0	0	0	0	8801	







	PARAS TRADERS PRIVATE LIMITED		124320	0	12432	.01	124320	124	.01	0	.01	0	0	0	12432
	MONNET INDUSTRIES LIMITED		50	0	50	0	50	50	0	0	0	0	0	50	
	UMRA SECURITIES LIMITED		18750000	0	18750000	9.34	18750000	187	9.34	0	9.34	18750000	100	18750000	
	Sub-Total (A)(1)	17	507320841	0	50732841	25.27	507320841	507	25.27	0	25.27	187500006	36.9	50732841	
2	Foreign Individuals (Non-Resident Individuals/Foreign Individuals)	0	0	0	0	0	0	0	0	0	0	0	0	0	
b	Government Institutions	0	0	0	0	0	0	0	0	0	0	0	0	0	
c	Foreign Portfolio Investor	0	0	0	0	0	0	0	0	0	0	0	0	0	
e	Any Other (specify)	0	0	0	0	0	0	0	0	0	0	0	0	0	
	Sub-Total (A)(2)	0	0	0	0	0	0	0	0	0	0	0	0	0	
	Total Shareholding of Promoter and Promoter Group (A) = (A)(1)+(A)(2)	17	507320841	0	50732841	25.27	507320841	507	25.27	0	25.27	187500006	36.9	50732841	

Table.III - Statement showing shareholding pattern of the Public shareholder

Category & Name of the Shareholders (i)	PAN (ii)	Nos. of shareholder (iii)	No. of fully paid up equity shares held (iv)	Partly paid-up equity shares held (v)	Nos. of shares underlying Depository Receipts (vi)	Total nos. shares held VII = IV+V+VI	Shareholding % calculated as per SCRR, 1957 (A+B+C2) VIII	Number of Voting Rights held in each class of securities (X)			No. of Shares Underlying Outstanding convertible securities (including Warrants) (X)	Total shareholding, as a % assuming full conversion of convertible securities (as a percentage of diluted share capital) (xi)	Number of Locked in shares (XII)		Number of Shares pledged or otherwise encumbered (XIII)		Number of equity shares held in dematerialized form (XIV)
								No. of Voting Rights		Total as a % of Total Voting rights			No. (a)	As a % of total Shares held (b)	No. (a)	As a % of total shares held (Not applicable) (b)	
								Class X	Class Y								
1 Institutions		0	0	0	0	0	0	0	0	0	0	0	0	0	0	0	0
a Mutual Funds/		4	381100	0	0	381100	0.02	381100	0	0	0	0	0	0	0	0	36210
b Venture Capital Funds		0	0	0	0	0	0	0	0	0	0	0	0	0	0	0	0
c Alternate Investment Funds		0	0	0	0	0	0	0	0	0	0	0	0	0	0	0	0
d Foreign Venture Capital Investors		0	0	0	0	0	0	0	0	0	0	0	0	0	0	0	0
e Foreign Portfolio Investors		13	128820741	0	0	128820741	6.42	128820741	0	0	0	0	0	0	0	0	12882741
BLACKSTONE GPV CAPITAL PARTNERS MAURITIUS V/A LIMITED		0	45676047	0	0	45676047	2.28	45676047	0	0	0	0	0	0	0	0	4567647
DEUTSCHE SECURITIES MAURITIUS LIMITED		0	41549077	0	0	41549077	2.07	41549077	0	0	0	0	0	0	0	0	4154977
f Financial Institutions/Banks		29	100630183	0	0	100630183	50.12	100630183	0	0	0	0	0	0	0	0	10063018
Bank of		0	272510	0	0	272510	1.36	272510	0	0	0	0	0	0	0	0	2725146



Maharashtra		46			6					514 6					146				
Dena Bank	0	40350 87	0	403508 7	2.01	403500 87	2.01	0	0	403 508 7	2.01	0	0	2.01	4035 087	100			4035087
ICICI Bank Ltd.	0	54795 32	0	547953 2	2.73	547950 32	2.73	0	0	547 953 2	2.73	0	0	2.73	5479 532	100			5479532
IDBI Bank Limited	0	92397 66	0	923976 6	4.6	923970 66	4.6	0	0	923 976 6	4.6	0	0	4.6	9239 766	100			9239766
IFCI Limited	0	34181 28	0	341812 8	1.7	341810 28	1.7	0	0	341 812 8	1.7	0	0	1.7	3418 128	100			3418128
Indian Bank	0	30204 67	0	302046 7	1.5	302040 67	1.5	0	0	302 046 7	1.5	0	0	1.5	3020 467	100			3020467
Indian Overseas Bank	0	50877 19	0	508771 9	2.53	508770 19	2.53	0	0	508 771 9	2.53	0	0	2.53	5087 719	100			5087719
Oriental Bank of Commerce	0	45116 95	0	451169 5	2.25	451160 95	2.25	0	0	451 169 5	2.25	0	0	2.25	4511 695	100			4511695
Punjab National Bank	0	52222 22	0	522222 2	2.6	522220 22	2.6	0	0	522 222 2	2.6	0	0	2.6	5222 222	100			5222222
State Bank of Bikaner & Jaipur	0	59561 40	0	595614 0	2.97	595610 40	2.97	0	0	595 614 0	2.97	0	0	2.97	5956 140	100			5956140
State Bank of Hyderabad	0	30906 43	0	309064 3	1.54	309060 43	1.54	0	0	309 064 3	1.54	0	0	1.54	3090 643	100			3090643
State Bank of India	0	70526 31	0	705263 1	3.51	705260 31	3.51	0	0	705 263 1	3.51	0	0	3.51	7052 631	100			7052631
State Bank of Mysore	0	28976 61	0	289766 1	1.44	289760 61	1.44	0	0	289 766 1	1.44	0	0	1.44	2897 661	100			2897661










Table IV - Statement showing shareholding pattern of the Non Promoter- Non Public shareholder

Category & Name of the Shareholders (i)	PAN (ii)	No. of shareholder (iii)	No. of fully paid up equity shares held (iv)		Partly paid-up equity shares held (v)	Nos. of shares underlying Depository Receipts (vi)	Total no. shares held (vii) = IV+V+VI	Shareholding % calculated as per SCRR, 1957 (viii)	Number of Voting Rights held in each class of securities (ix)			No. of Shares Underlying Outstanding convertible securities (including Warrants) (x)	Total shareholding, as a % assuming full conversion of convertible securities (as a percentage of diluted share capital) (xi)	Number of Locked in shares (xii)	Number of Shares pledged or encumbered otherwise (xiii)	Number of equity shares held in dematerialized form (xiv)
			Class X	Class Y					Total							
1	Custodian/DR Holder	0	0	0	0	0	0	0	0	0	0	0	0	0	0	0
2	Employee Benefit Trust (under SEBI (Share based Employee Benefit) Regulations, 2014)	0	0	0	0	0	0	0	0	0	0	0	0	0	0	0
Total Non-Promoter- Non Public Shareholding (C) = (C)(1)+(C)(2)		0	0	0	0	0	0	0	0	0	0	0	0	0	0	0

